



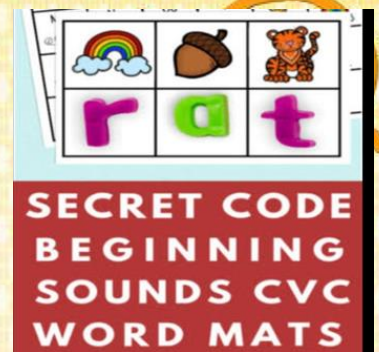
 Scholars
Global School

Winter Holiday Homework

Class-K.G.




ENGLISH WORK



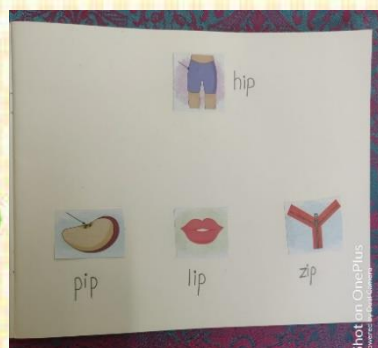

1. CVC words are easy to pronounce for kids. They are an easy transition to encouraged vocabulary.

So, kids let's make CVC mats.

Paste the pictures and write the beginning sound of pictures given.



2. Rhyming teaches children how language works. It can help children understand that words that share common sounds often share common letters. So, kids look at the words given. Find the pictures of rhyming words of the same and paste it in your scrap file.



lip

cut

hot

man


pen

MATHS WORK

1. Backward counting

After children have learned the counting words forward, they also need opportunities to learn the counting words backward. Counting backward is an important strategy that children will later use in solving subtraction problems.

- ★ Kids make a boat in your scrap book and make waves with backward counting, it will help you in revising backward counting and you will enjoy craft work too.



2. The names of the numbers are essential for each student to know. These are basic Maths which will help students to spell the numbers correctly.

- ★ Draw a car in MATHS NOTEBOOK and then put a number plate for your car from your daddy's car/scooter/bike also you can copy the number and then write the number names for the same number.



HINDI WORK

1. दिए गए चित्र में से 2 अक्षर के शब्द बनाओं और उनके सामने चित्र बनाओ या चिपकाओ

1

2

3

4

5

| | | | | |
|---|---|---|---|---|
| क | ख | ग | घ | ङ |
| च | छ | ज | झ | ञ |
| ट | ठ | ड | ढ | ण |
| त | थ | द | ध | न |
| प | फ | ब | भ | म |

1. कप



2. नल



3. घर



4. फल



2. क से म तक के व्यंजन कार्ड बनाए और 1 बैग में इन व्यंजनों से संबंधित वस्तुएँ रखें! टेबल पर व्यंजन कार्ड रखें और जादुई बैग में से वस्तु निकालकर सही व्यंजन कार्ड पर रखें।

| | | | | |
|-------------------|-------------------|------------------|-------------------|-----------------|
| क ka ककड़ा | ख kha खजूर | ग ga गाजर | घ gha घास | ङ nga नंग |
| च cha चमड़ा | छ chha छाया | ज ja जाड़ा | झ jha झरना | ञ nja नजा |
| ट ta टमाटर | ठ tha ठोड़ी | ड da दाढ़ी | ढ dha ढाँसा | ण na नाक |
| त ta ताड़ | थ tha थाली | द da दाढ़ी | ध dha धनुष | न na नाक |
| प pa पत्ता | फ pha फूल | ब ba बाकरी | भ bha भालू | म ma मछली |





E.V.S WORK


1. By land, by air, or by water! Talking about transportation is important for children's language development and their general knowledge

★ Take a chart paper and divide into three sections. Give the heading land, water & air transport and let the child draw and paste the different means of transport .



2. A neighbourhood is an area where people live and interact with one another. Good neighbours are extremely helpful and make our stay safer and more enjoyable.

★ Draw or Paste what you do you see in your neighbourhood in xseed scrap book.



Happy & Winter

HAPPY HOLIDAYS

