

**Q.1. Colour the picture and complete the sentences given below..**



**round, tall, big, beautiful, green,**

- a) The sun is \_\_\_\_\_.
- b) The tree is \_\_\_\_\_.
- c) The hut is \_\_\_\_\_.
- d) The mountains are \_\_\_\_\_.
- e) The grass is \_\_\_\_\_.

**Q.2. Fill in the blanks with “ar or “or”.**

a) st \_\_\_\_\_

b) t \_\_\_\_\_ ch

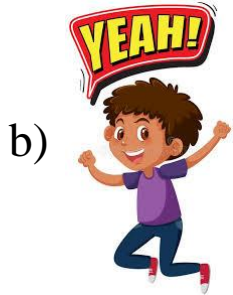
c) c \_\_\_\_\_ t

d) p \_\_\_\_\_ rk

**Q.3. Write exclamatory sentences using the following words.**



---



---



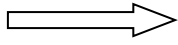
---



---

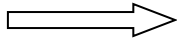
**Q.4. Add “a” or “o” to each word to make a new word.**

**Got**



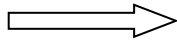
\_\_\_\_\_

**Rod**




\_\_\_\_\_

**Sap**




\_\_\_\_\_

**Bat**




\_\_\_\_\_

**Cot**



\_\_\_\_\_

**Q.5. Draw your favourite scene from the story “The Gola’s Home”.**

A large, empty rectangular box with a thin black border, intended for a drawing.

Name: \_\_\_\_\_ Class: I Date: \_\_\_\_\_

**Q.1. Show the addition by frog hops on number strip.**

1	2	3	4	5	6	7	8	9	1	1	1	1	1	1	1	1	1	1	2
									0	1	2	3	4	5	6	7	8	9	0

a)  $13 + 5 =$  \_\_\_\_\_



1	2	3	4	5	6	7	8	9	1	1	1	1	1	1	1	1	1	2	
									0	1	2	3	4	5	6	7	8	9	0

b)  $15 + 8 =$  \_\_\_\_\_

**Q.2. Show the subtraction by frog hops on number strip.**



1	2	3	4	5	6	7	8	9	1	1	1	1	1	1	1	1	1	2	
									0	1	2	3	4	5	6	7	8	9	0

a)  $18 - 9 =$  \_\_\_\_\_

1	2	3	4	5	6	7	8	9	1	1	1	1	1	1	1	1	1	1	2
									0	1	2	3	4	5	6	7	8	9	0

b)  $20 - 5 = \underline{\hspace{2cm}}$

1	2	3	4	5	6	7	8	9	1	1	1	1	1	1	1	1	1	1	2
									0	1	2	3	4	5	6	7	8	9	0

**Q.3. Fill in the blanks with correct sign(>,<) and match them with correct bird.**

54 \_\_\_ 45



05 \_\_\_ 45

50 \_\_\_ 49

26 \_\_\_ 78

02 \_\_\_ 04



98 \_\_\_ 44

33 \_\_\_ 43

87 \_\_\_ 32

**Q.4. Draw pictures to show tens and ones:-**

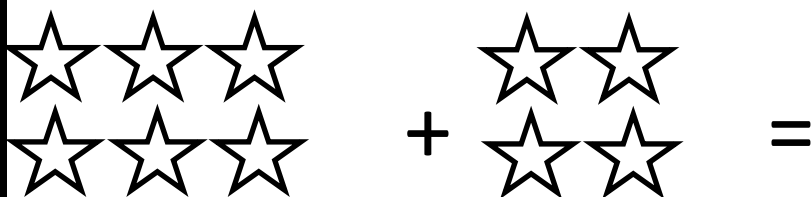
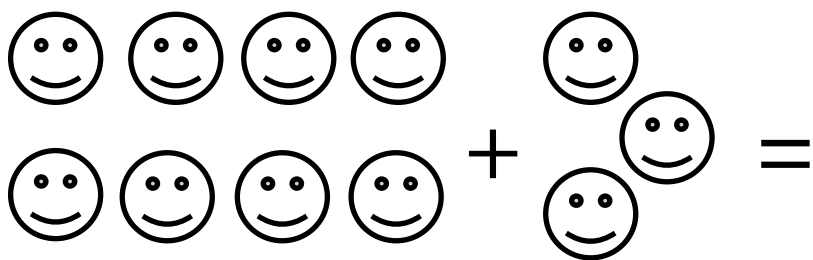
a) 23



b) 17




**Q.5. Add the following and show by drawing pictures:-**




**Q.6. Subtract the following and show by drawing pictures:-**

$$\begin{array}{ccccccccc} \star & \star & \star & \star & \star & & & & \\ \star & \star & \star & \star & \star & & - & \star & \star & \star & = \end{array}$$



$$\begin{array}{ccccccccc} \text{egg} & \text{egg} & \text{egg} & \text{egg} & \text{egg} & & & & \\ \text{egg} & \text{egg} & \text{egg} & \text{egg} & & & - & \text{egg} & \text{egg} & \text{egg} & = \end{array}$$



## **WINTER HOLIDAY HOMEWORK**

**Class: I**

**Name: \_\_\_\_\_**

**Colour and decorate the picture using cotton and thermocol balls.**

# WINTER HOLIDAY HOMEWORK

Class: I

Name: \_\_\_\_\_



# HAPPY WINTER





## **ENJOY WINTERS**

**Let's sing a winter song**

**Let's sing a winter song**

**The days are short and the nights are long**

**Let's sing a winter song**

**The winter is cold**

**The winter is cold**

**It freezes noses, ears and toes**


**The winter is cold**

**Winter now is here**

**Winter now is here**

**Put your coat, your hat your gloves**

**Winter now is here.**



### **NOTE:-**

**\*Please help your ward to complete the holiday homework sheets.**

**\* E.V.S holiday homework should be done in scarp book:-**

- Make a plant in scrap book using fallen leaves , stem and flower.**
- Draw or paste 3 modes of transport.**
- Eating fruits makes us healthy and strong; in this vacation eat lot of fruits and paste their seeds and label them in your scarp book.**

**\*Do page- 33, 34, 35 and 37 in Art book.**



