

Merry Christmas

HAPPY NEW YEAR

WINTER

HOLIDAY HOMEWORK

GRADE - 2

Instructions

"Winter is the time for comfort, for good food and warmth, for the touch of a friendly hand and for a talk beside the fire: it is the time for home."

➤ Do follow the tips for being **healthy during winters** as shared in the workshop like :

☐ Be active with exercise routine.

☐ Stay warm with 3 layers of clothes.

☐ Intake of milk, milk products ,fruits and vegetables is a must.

☐ Use home remedies to cure.

➤ School will reopen on **7th January, 2021.**

➤ Holiday Homework marks will be added in UT 5, so kindly attempt it and submit on time.

➤ The project work will be marked as per the rubrics given with each project.

➤ **Schedule of submission is given below as per each subject:**

❖ **English – 14th January, 2021**

❖ **Hindi – 15th January, 2021**

❖ **Mathematics – 18th January, 2021**

❖ **EVS – 19th January, 2021**

➤ **It's mandatory to make video for every project. .**

➤ **The worksheets link of each subject will be shared with all on What's app.**


➤ **For any enquiry, contact your class teacher.**

➤ **Revise UT 5 syllabus during the vacation.**

ENGLISH

➤ *Be a Master Chef this winters.*

Create and cook a simple recipe in your own chef style. Make a video explaining the parts of your recipe(ingredients & instructions). Also, prepare a creative recipe card of the same(example as shown).



Recipe:

♥ Ingredients: _____

Directions: _____

© www.voi25.com

Rubrics for the project are as follows:

- *Self created recipe* – 2 Marks
- *Explaining parts of recipe* – 2 Marks
- *Recipe Card* – 1 Mark

HINDI


- अपनी पाठ्य पुस्तक वटवृक्ष के **पाठ 10 - कविता चंचल तितली** में आए क्रिया व विशेषण शब्दों की पहचान करते हुए कविता कण्ठस्थ करके video के माध्यम से उसका प्रस्तुतीकरण करें तथा कविता का उद्देश्य ,सारांश और शिक्षा भी बताइए।
- इस प्रोजेक्ट का उद्देश्य छात्रों को कविता कंठस्थ करने व कविता के प्रस्तुतीकरण का ज्ञान कराना है। इस प्रोजेक्ट के माध्यम से छात्रों को यह समझाना है कि कविता को किस तरीके से लय में प्रस्तुत किया जा सकता है। तथा किसी भी कविता में हम व्याकरणिक परिचय ढूंढ सकते हैं। जैसे कि हमने कविता से विशेषण और क्रिया शब्दों को जाना इसी प्रकार हम अन्य व्याकरणिक इकाइयों का भी परिचय कविता या पाठ से कर सकते हैं।
- प्रोजेक्ट का आंकलन निम्न स्तरों के आधार पर होगा।
 - 1) प्रस्तुतीकरण – 1 अंक
 - 2) कविता का वाचन सारांश सहित – 2 अंक
 - 3) क्रिया व विशेषण शब्दों की पहचान कराना – 2 अंक




MATHEMATICS

Read the projects carefully and do any one project from the following projects :

- *The Tangram is made by cutting a square into seven pieces. The puzzle lies in using all seven pieces to make birds, houses, boats, people and geometrical shapes.*



Using tangrams make any two shapes of the size **8" by 11"** using coloured A4 sheet. One example is given below.



OR

➤ Imagine your own a **GROCERY SHOP** that serves Juices, Chips, Cold Drinks, Biscuits, Namkeen, Cereals, pulses etc.




TASK 1: Design a price list with the given items. Your price list should be creative and of any shape. E.g. Circle, square, cone etc.



Use any colored sheet or draw / color.

TASK 2: After you have made price list, answer the following questions:-

1) Compare the price of the given items using **>**, **<** or **=**.



A) Your favourite chips and your mother's favourite juice.

B) Most expensive bread to most expensive chips.

2) Write the number names for given statements:



A) Difference between most expensive juice and bread

B) Difference between price of any one biscuit and one dal.

TASK 3: Write the price of any 10 items in expanded form.

This work is to be done in SCRAPFILE / A4 SIZE SHEET.

❖ The project will be marked on the basis of

- Creativity - 1 Mark
- Presentation - 1 Mark
- Neatness - 1 Mark
- Explanation and confidence - 2 Marks
(while making a video)

EVS

“A national symbol is the symbol of any entity considering and manifesting itself to the world as national community“

- Let's explore and learn a little more about National symbols of our country India.
- Find at least **10 National symbols** , Paste their pictures and write 2 interesting facts about each one of them on A-3 size sheet.



❖ The project will be marked on the basis of

- Creativity - 2 Marks
- Presentation - 2 Marks
- Neatness - 1 Mark



HAPPY
HOLIDAYS